

**DUELER**  
*A/T ASCENT™*

Confidence to  
drive no matter  
the terrain—  
that's what  
really matters.


**BRIDGESTONE**  
*Solutions for your journey*





# Contents

[Click to jump to section](#)







# All-terrain enters all-new territory.

Where rugged capability meets high-tech comfort.

High-end technology. A revolutionary design. Stronger performance. The all-new Dueler A/T Ascent is one for the Bridgestone history books.

Inspired by the Dueler A/T Revo 3, the Dueler A/T Ascent was always destined to be an off-road powerhouse. But to succeed with premium SUV and truck owners, who have grown accustomed to refined driving, the Dueler A/T Ascent needed to be so much more than the Dueler A/T Revo 3.

A striking sawtooth tread pattern was a smart place to start. Able to claw through rugged terrain while also reducing highway vibrations, the Dueler A/T Ascent elevated the performance of its predecessor right out of the gate—without forcing drivers to choose between highway comfort and off-road prowess.

But that was just the beginning.

Infused with Bridgestone's ENLITEN™ technology, the Dueler A/T Ascent smartly balances extended wear with outstanding wet and winter performance to produce an all-terrain tire that's long on street cred and short on compromise.

Thanks to multiple iterations of product design and a relentless pursuit of technological advances, the Dueler A/T Ascent now sits not only at the intersection of capability and comfort but at its pinnacle.





# Reaching new heights in luxury comfort and all-terrain prowess.

## **ON- AND OFF-ROAD ADAPTABILITY**

The Dueler A/T Ascent tire is equipped to effortlessly switch between a premium on-road experience and unyielding off-road capability. Precision sawtooth edges in the tread pattern are designed to carve through rugged terrain. Plus, the entire tread pattern has been fine-tuned to reduce vibrations and noise to complement the smooth, comfortable ride of a premium SUV or truck.

## **IMPRESSIVELY LONG TREAD LIFE**

Engineered with a wear-resistant compound and full-depth tread pattern features, the Dueler A/T Ascent tire is designed to resist irregular wear throughout its 60,000 mile limited warranty<sup>1</sup>.

## **WET AND WINTER TRACTION**

Bridgestone's full-depth 3D sipe technology is designed to deliver the biting edges and tread stability to navigate wet and wintry roads. With a high see-through void and open shoulder slots, the Dueler A/T Ascent tire rapidly evacuates water and wintry slush from the tread to help ensure confident contact and control. The Dueler A/T Ascent tire is also 3-Peak Mountain Snowflake certified for winter traction.

<sup>1</sup> Conditions apply. See [BridgestoneTire.com/warranty](https://www.BridgestoneTire.com/warranty) for details.





# Paving the path ahead.

Luxury. Comfort. High Tech. The Dueler A/T Ascent improves on its predecessor by every standard that counts.



***DUELER™ A/T REVO 3***

- Smooth handling on the highway
- Better off-road handling<sup>1</sup>
- Improved wet performance<sup>1</sup>
- Wet and snow traction

<sup>1</sup> As compared to the Bridgestone Dueler A/T REVO 2 tire.



***DUELER™ A/T ASCENT***

- Additional sawtooth edges, staggered shoulder blocks and a traction-focused center rib designed to help provide rugged off-road power with elevated on-road comfort
- Engineered with a compound formulated to help deliver traction and impressively long tread life
- Full-Depth 3D Sipe Technology designed to help deliver the biting edges and tread stability to navigate wet and wintry roads



# Have it both ways.

Performance and comfort, together at last.

Sublime comfort isn't the first benefit that comes to mind when thinking about all-terrain tires. But with the Dueler A/T Ascent, it's an expectation. Bothersome highway noise and vibrations have been reduced thanks to its all-new tread pattern featuring full-depth 3D sipe technology. Plus, precision sawtooth edges help the Dueler A/T Ascent claw through rugged terrain.





An aerial photograph of a silver SUV driving across a long, narrow bridge that spans a wide river. The river is surrounded by dense evergreen forests. The bridge has metal railings on both sides. The SUV is positioned in the center of the bridge, moving towards the right. The water in the river is a deep blue, and the surrounding landscape is rugged and natural.

# Looks that last.

Make all 60,000 miles.

With its rugged good looks, it would be easy to assume the Dueler A/T Ascent is just for show. But its visual appeal hides an even better story—this tire comes with a limited warranty for up to 60,000 miles, ensuring that its visual appeal isn't just a vanity play.<sup>1</sup>

<sup>1</sup> Conditions apply. See [BridgestoneTire.com/warranty](https://www.bridgestonetire.com/warranty) for details.



# Putting the “utility” in “sport utility vehicle.”

Wet and winter weather tested.

Premium SUV and truck owners prize mobility at all times of the year—including in the toughest winter conditions. But without the right tires, their vehicle’s bells and whistles won’t get them far. The Dueler A/T Ascent’s 3-Peak Mountain Snowflake certification lends extra peace of mind in wintry conditions.

Add to that impressive biting edges and tread stability, and the Dueler A/T Ascent easily transforms full garages into empty ones—come rain, shine, or anything else.





# ENLITEN

## TECHNOLOGY

The Bridgestone Dueler A/T Ascent is powered by ENLITEN™ Technology. Engineered to help optimize all-season performance<sup>1</sup>, provide longer wear life<sup>2</sup>, and support a quiet and comfortable ride.<sup>2</sup>

### In the Dueler A/T Ascent tire, ENLITEN core technology focuses on:

- 1 Next-generation tread** compound designed with wear life and all-season performance, including wet performance, in mind.<sup>1</sup>
- 2 New structural components** that help provide balanced ride comfort, excellent steering feel, and controlled noise.<sup>2</sup>
- 3 Impressive efficiency** for both ICE and EV platforms through rolling resistance and wear optimization.<sup>2</sup>

<sup>1</sup> Based on internal testing (Passenger + Light Truck sizes). Results may vary by specific tire product and depending on proper tire and vehicle maintenance, road conditions, and driving habits.

<sup>2</sup> Based on internal testing (Passenger sizes only). Results may vary by specific tire product and depending on proper tire and vehicle maintenance, road conditions, and driving habits.





# DUELER A/T ASCENT™

Truck & SUV - All Terrain



Reaching new heights  
in luxury comfort  
and all-terrain prowess.

## Features & Benefits



On- and Off-Road Adaptability



Impressively Long Tread Life  
for 60,000 miles<sup>1</sup>



Wet and Winter Traction



3-Peak Mountain Snowflake  
Certified for winter traction

# 60,000

Mile Limited Warranty<sup>1</sup>



**Precision Sawtooth Edges,**  
staggered shoulder blocks and  
a traction-focused center rib  
designed to help provide rugged  
off-road power with elevated  
on-road comfort

**Engineered With A Compound**  
formulated to help deliver  
traction and impressively  
long tread life

**Full-Depth 3D Sipe Technology**  
designed to help deliver the  
biting edges and tread stability to  
navigate wet and wintry roads

ENLITEN  
TECHNOLOGY

Engineered to help optimize all-season performance<sup>2</sup>, provide  
longer wear life<sup>3</sup>, and support a quiet and comfortable ride.<sup>3</sup>

<sup>1</sup> Conditions apply. See [BridgestoneTire.com/warranty](http://BridgestoneTire.com/warranty) for details.  
<sup>2</sup> Based on internal testing (PSR + LTR sizes). Results may vary by specific tire product and depending on proper  
tire and vehicle maintenance, road conditions, and driving habits.  
<sup>3</sup> Based on internal testing (PSR sizes only). Results may vary by specific tire product and depending on proper  
tire and vehicle maintenance, road conditions, and driving habits.




# DUELER A/T ASCENT™

## Top Fitments


- Land Rover
- Range Rover
- Ford F-150
- Jeep® Wrangler

## Warranty

- 100,000 Kilometre Limited Warranty
- Platinum Pact Limited Warranty<sup>1</sup>
- 90 Day Buy & Try™ Guarantee<sup>1</sup>



Scan to discover more



## Tire Specifications

### Tire Specifications Legend

* OEM Tire	OWL Outline White Letter	~ Pinned for #12 Stud Sizes
¥ MOE (Mercedes Exclusive)	WS White Stripe	f Pinned for #15 Stud Sizes
^ RFT (Run Flat Tire)	XL Extra Load (XL)	** Pinned for #16 Stud Sizes
BW Blackwall	◆ Pinned for #11 Stud Sizes	*** Pinned for #17 Stud Sizes

  New sizes

Tire Size and Service Description	Load Range	Item Number	Sidewall Styling	Approved Rim Widths	Measuring Rim Widths	Overall Tire Diameter	Overall Section Width	Tread Depth (32nd)	Minimum Dual Spacing	Revs Per Mile	UTQG	Wt.
<b>17" Rim Diameter</b>												
LT245/75R17 121/118R	E	009672	OWL	6.5-7.5	7.0	31.5	9.8	14	11.3	661	-	42
LT255/75R17 111/108R	C	009673	OWL	6.5-8.5	7.0	32.1	10.0	15	11.7	650	-	42
245/70R17 110T		009703	OWL	6.5-8.0	7.0	30.6	9.8	12	-	682	640 A B	34
LT265/70R17 123/120S	E	009675	OWL	7.0-8.5	8.0	31.7	10.7	15	12.4	658	-	46
265/70R17 115T		009694	OWL	-	-	-	-	12	-	-	640 A B	37
LT285/70R17 126/123R	E	009679	OWL	7.5-9.0	8.5	32.8	11.5	16	13.4	636	-	54
265/65R17 112T		009701	OWL	7.5-9.5	8.0	30.6	10.7	12	-	682	640 A B	37
<b>18" Rim Diameter</b>												
255/70R18 113T		009704	OWL	6.5-8.5	7.5	32.1	10.2	12	-	649	640 A B	41
LT265/70R18 124/121R	E	009685	OWL	7.0-9.0	8.0	32.6	10.7	15	12.4	638	-	47
265/70R18 116T		009698	OWL	7.0-9.0	8.0	32.6	10.7	12	-	638	640 A B	39
LT275/70R18 125/122S	E	009683	OWL	7.0-8.5	8.0	33.2	11.0	16	12.8	628	-	53
LT295/70R18 129/126S	E	009692	BW	7.5-10.0	8.5	34.3	11.8	16	13.7	607	-	56
265/65R18 114T		009705	OWL	7.5-9.5	8.0	31.5	10.7	12	-	660	640 A B	38
LT275/65R18 123/120S	E	009677	BW	7.5-9.0	8.0	32.1	11.0	16	12.8	649	-	49
275/65R18 116T		009702	OWL	7.5-9.5	8.0	32.1	11.4	12	-	649	640 A B	41
LT285/65R18 125/122S	E	009690	BW	8.0-10.0	8.5	32.6	11.5	16	13.4	640	-	52
245/60R18 105T		012271	BW	7.0-8.5	7.0	29.6	9.8	12	-	704	640 A B	32
255/60R18 112H	XL	013879	BW	7.0-9.0	7.5	30.0	10.2	12	-	693	640 A B	34
265/60R18 110T		009706	OWL	7.5-9.5	8.0	30.5	10.7	12	-	683	640 A B	37

Tire Size and Service Description	Load Range	Item Number	Sidewall Styling	Approved Rim Widths	Measuring Rim Widths	Overall Tire Diameter	Overall Section Width	Tread Depth (32nd)	Minimum Dual Spacing	Revs Per Mile	UTQG	Wt.
<b>19" Rim Diameter</b>												
255/55R19 111H	XL	013877	BW	7.0-9.0	8.0	30.0	10.4	12	-	693	640 A B	37
<b>20" Rim Diameter</b>												
LT275/65R20 126/123S	E	009678	BW	7.5-9.5	8.0	34.1	11.0	16	12.8	611	-	53
LT285/65R20 127/124S	E	012277	BW	8.0-10.0	8.5	34.6	11.5	16	13.4	603	-	56
LT265/60R20 121/118R	E	009684	BW	7.5-9.5	8.0	32.5	10.7	15	12.4	641	-	49
275/60R20 115T		009707	OWL	7.5-9.5	8.0	33.0	11.0	12	-	631	640 A B	41
LT285/60R20 125/122R	E	009686	BW	8.0-10.0	8.5	33.5	11.5	16	13.4	623	-	54
LT295/60R20 126/123S	E	012278	BW	8.0-10.0	8.5	33.9	11.8	16	13.7	614	-	57
255/55R20 110H	XL	013878	BW	7.0-9.0	8.0	31.0	10.4	12	-	672	640 A B	37
LT275/55R20 120/117S	E	009687	BW	7.5-9.5	8.5	31.9	11.2	16	13.0	653	-	51
275/55R20 113T		009709	BW	7.5-9.5	8.5	31.9	11.2	12	-	653	640 A B	41
LT285/55R20 122/119S	E	009688	BW	8.0-10.0	9.0	32.4	11.7	16	13.6	644	-	53
LT305/55R20 121/118S	E	009689	BW	8.5-11.0	9.5	33.2	12.4	16	14.5	627	-	60
265/50R20 107T		009711	BW	7.5-9.5	8.5	30.5	10.9	12	-	684	640 A B	37
275/50R20 113H	XL	013882	BW	7.5-9.5	8.5	30.9	11.2	12	-	675	640 A B	40
<b>22" Rim Diameter</b>												
275/50R22 115H	XL	015423	BW	-	-	-	-	12	-	-	640 A B	43
285/45R22 114H	XL	012276	BW	9.0-10.5	9.5	32.1	11.2	12	-	649	640 A B	37





***DUELER A/T ASCENT™***

## Take the scenic route.

- Access key marketing resources and sales materials about the new Bridgestone Dueler A/T Ascent tire on [BridgestoneMarketing.com](https://www.BridgestoneMarketing.com)
- Learn more at [MyBridgestoneEducation.com](https://www.MyBridgestoneEducation.com)

